



# Certificate of Analysis

Lot	20260225 / FRM067
Reference #	MBIO-8752 Biotin
Amount per vial	0.1 mg

## MBIO-8752 (His-Tag NovoBody™ Duo (Biotin conjugate) - Twin-Strep-Tag, Lyophilized)

### Description

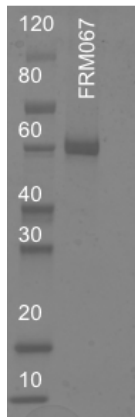
<b>Molecule</b>	Novobody™ Duo, Twin-Strep II Tag, Biotin Conjugate
<b>Source</b>	Expressed CHO-S cells, Purified via Strep-Tactin® 4Flow® high capacity resin
<b>Target</b>	Histidine-Tag
<b>Characterization</b>	Validated by SDS-PAGE, SEC-HPLC, BioLayer Interferometry

### Specifications

<b>Physical Appearance</b>	White powder
<b>Molecular Weight</b>	61395.63 Da
<b>Buffer Conditions</b>	Lyophilized from 183 µL bulk protein in a solution of 1X PBS pH 7.4 with 10% Trehalose as a protectant.

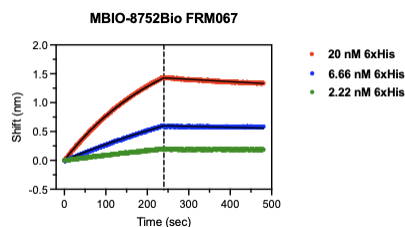
#### SDS-PAGE

Gel analysis of final purified sample after Strep-Tactin purification. Sample appears at the expected molecular weight of 61.4 kDa under reducing conditions.



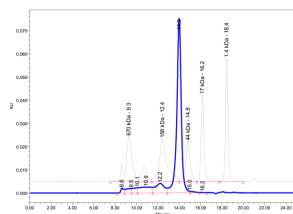
#### BioLayer Interferometry

Sample binds target analyte with an estimated  $K_d$  of 1.52 nM,  $K_{on}$  of  $1.91E+005$  1/Ms and  $K_{off}$  of  $2.90E-004$  1/s when protein is loaded onto GatorBio StrepTactin XT Probes and 6X His Tag analyte (CD16a (V176) (His Tag Acro: CAT #: CD-H52H4) is titrated at 20 nM, 6.66 nM, and 2.22 nM.



#### SEC-HPLC

Size exclusion chromatography demonstrates that the sample elutes at the expected molecular weight and is >95% monomeric.



#### Shipping, Storage, Reconstitution and Handling

The product is shipped ambient. Upon receipt, immediately store lyophilized protein aliquots at  $-20^{\circ}\text{C}$  with desiccant. Reconstitute each aliquot with 100 µL of sterile deionized water to a stock solution of 1.00 mg/ml (16.26 µM). Solubilize at room temperature with gentle mixing, do not vortex.

It is strongly recommended to sub-aliquot and store samples at  $-80^{\circ}\text{C}$  for further testing. Limit freeze thaws to 2 total cycles. The expected stability for this product is 12 months when the reconstituted sample is stored at  $-80^{\circ}\text{C}$  under sterile conditions. If an exact concentration is desired, Nanodrop (A280) the protein using the following Extinction Coefficient: 102680 M $\cdot$ 1cm $\cdot$ 1.